



Agenzia nazionale per le nuove tecnologie,
l'energia e lo sviluppo economico sostenibile

L'Economia Circolare nella transizione alla neutralità climatica

3° Rapporto CEN-ENEA sull'Economia Circolare in Italia

Roberto Morabito

Direttore Dipartimento Sostenibilità dei Sistemi Produttivi e Territoriali – ENEA

Presidente ICESP

roberto.morabito@enea.it

III Conferenza Nazionale sull'Economia Circolare

Webinar 23 Marzo 2021



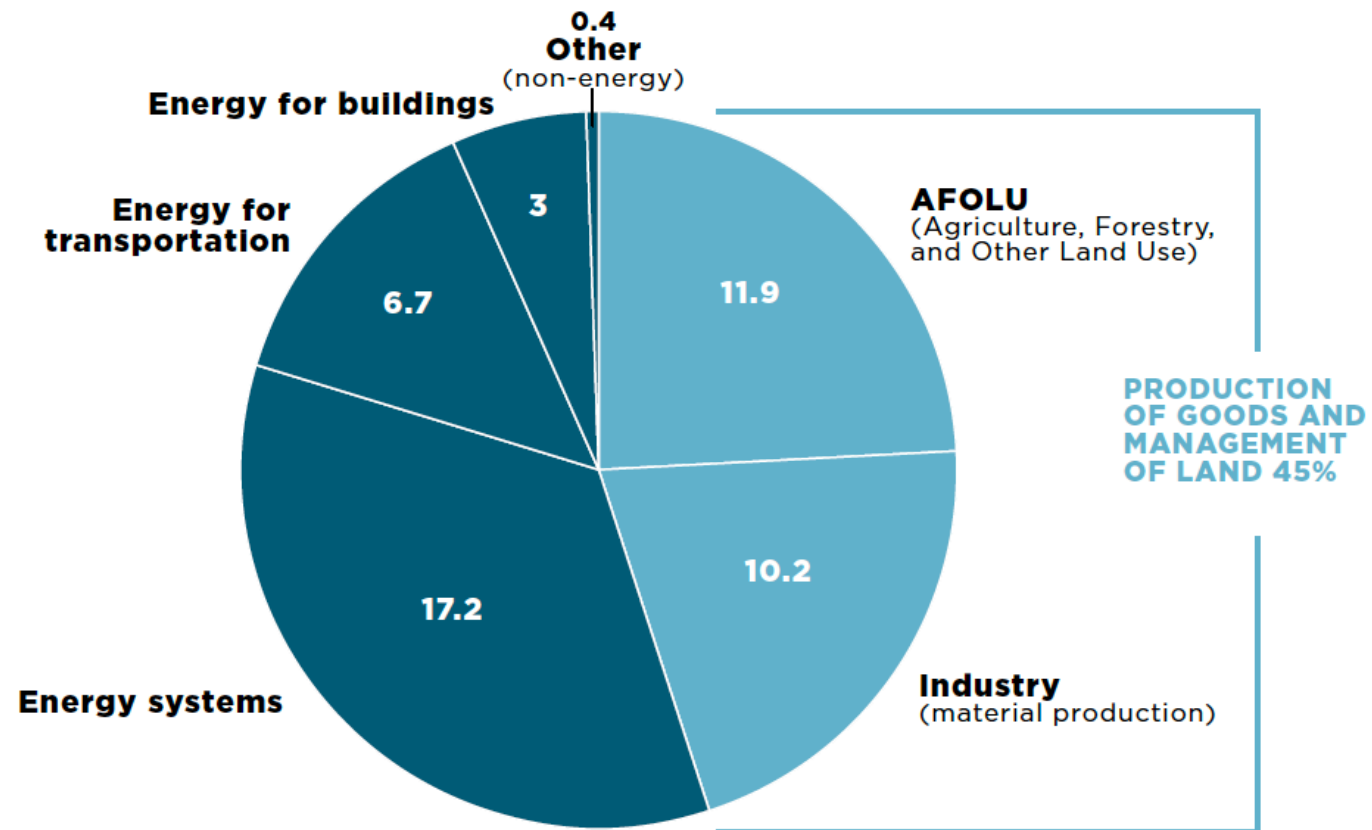
1101 0110 1100
0101 0010 1101
0001 0110 1110
1101 0010 1101
1111 1010 0000



Emissioni globali di GHG

.....
FIGURE 1: 45% OF GLOBAL GHG EMISSIONS CAN BE ATTRIBUTED TO THE PRODUCTION OF MATERIALS, PRODUCTS, AND FOOD, AS WELL AS THE MANAGEMENT OF LAND

Global GHG emissions
Billion tonnes of CO₂e per year, 2010



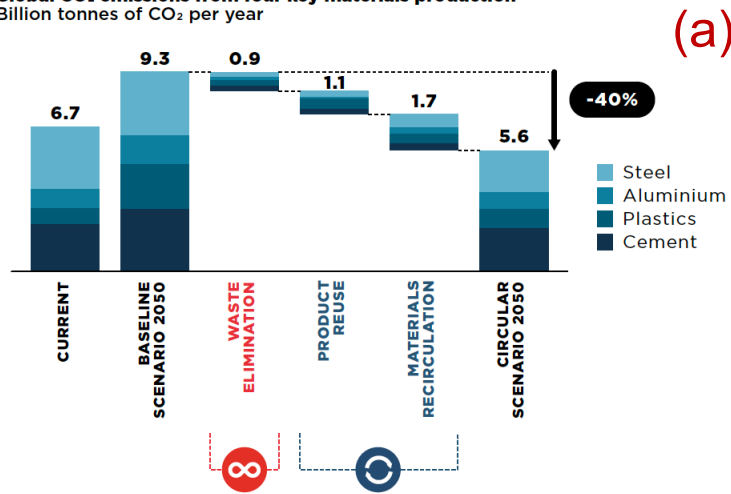
Note: 'Industry' and 'AFOLU' include their own energy-related emissions but not indirect emissions from electricity and heat production.
Source: IPCC, "IPCC's Fifth Assessment Report (AR5)" and Material Economics analysis.

Il contributo dell'Economia Circolare alla riduzione delle emissioni

Settori Industria (a), Edilizia (b), Alimenti (c) e (d) Mobilità

FIGURE 4: A CIRCULAR ECONOMY COULD REDUCE ANNUAL GLOBAL CO₂ EMISSIONS FROM KEY INDUSTRY MATERIALS BY 40% OR 3.7 BILLION TONNES IN 2050

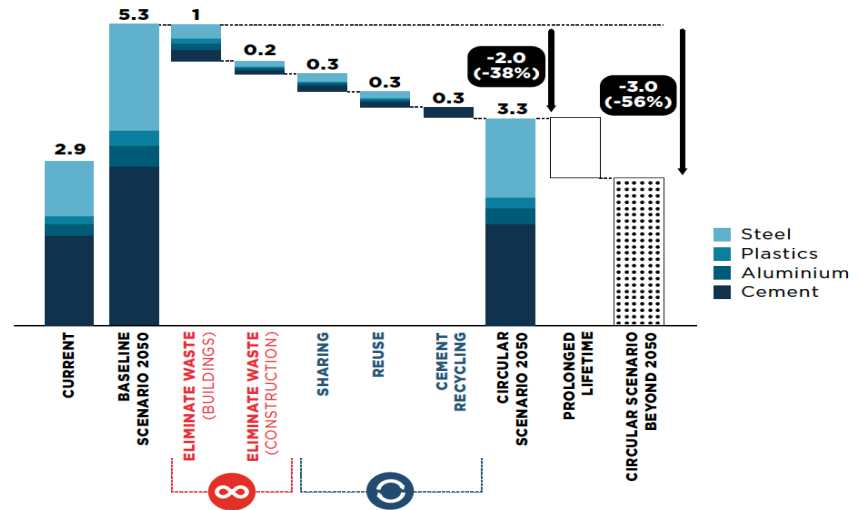
Global CO₂ emissions from four key materials production
Billion tonnes of CO₂ per year



(a)

FIGURE 6: A CIRCULAR SCENARIO FOR THE BUILT ENVIRONMENT COULD REDUCE CO₂ EMISSIONS BY 38% IN 2050 (OR 56% BEYOND 2050)

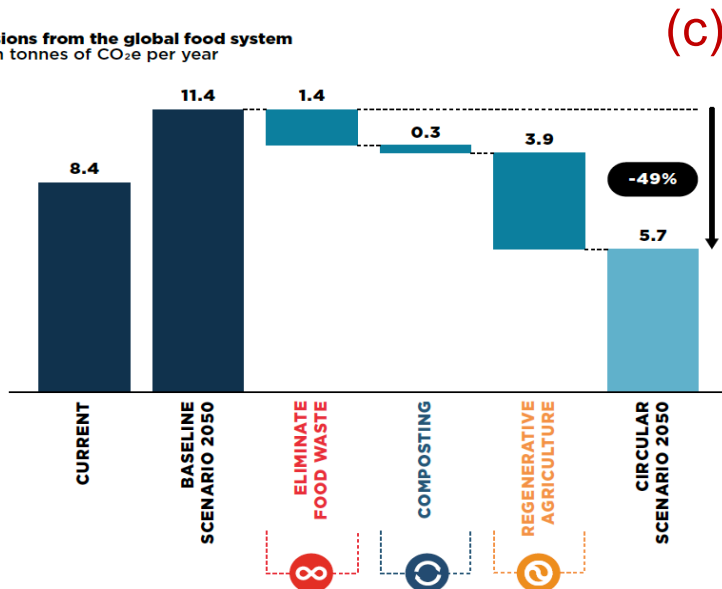
Emissions from four key materials used in buildings
Billion tonnes of CO₂ per year, globally



(b)

FIGURE 8: A CIRCULAR SCENARIO FOR FOOD COULD REDUCE ANNUAL CO₂e EMISSIONS BY 49% IN 2050

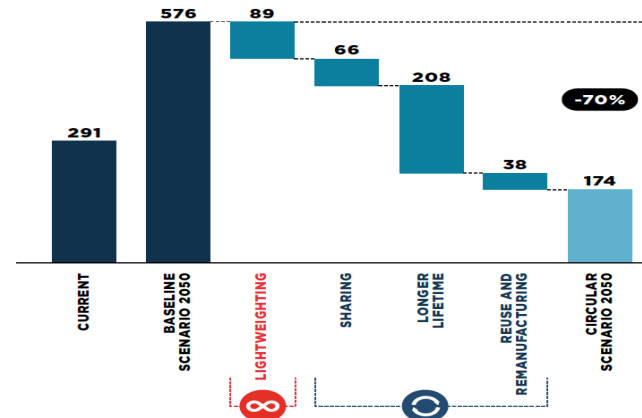
Emissions from the global food system
Billion tonnes of CO₂e per year



(c)

FIGURE 7: A CIRCULAR SCENARIO FOR PASSENGER CARS COULD REDUCE CO₂ EMISSIONS BY 70% IN 2050

Emissions from all materials used in passenger cars
Million tonnes of CO₂ per year, globally



(d)

Source: Material Economics, "The Circular Economy - A Powerful Force for Climate Mitigation" (2018). International Energy Agency, "Energy Technology Perspectives - Transport" (2017).

Material Efficiency Strategies for a Low-Carbon Future

RECC 2020 Report



Resource Efficiency and Climate Change


Box 2. Material Efficiency Strategies for Climate Action

The following material efficiency strategies were considered in the report:



Using less material by design

Designing lighter and smaller products that deliver the same service, reduces the amount of materials incorporated in the product and often the energy required to operate the product as well. In this report, we address both the construction of lighter structures (less steel and concrete in the bearing structure of multifamily buildings) and the downsizing of vehicles, i.e., the shift from large vehicles (light trucks, sports utility vehicles) to smaller ones (passenger cars, minicars).



Material substitution

Replacing cement and steel with wood in buildings and steel with aluminium in cars can reduce life cycle emissions. The mechanisms of emission reductions vary. While wooden structures require less carbon in the construction and even store carbon, aluminium in cars causes an increase in material-related emissions but reduces operational energy use, resulting in a reduction of life cycle emissions.



Fabrication yield improvements

Reducing material scrap used in the fabrication and manufacturing process can decrease the demand for material input. For example, reduction of trimmings or amount of machining needed in car manufacturing.



More intensive use

It implies that less product is required to provide the same service. In the case of vehicles, ride sharing (car-pooling) and car sharing imply that fewer vehicles are used more intensively to provide transport services to a given population. For buildings, both higher utilization rates, e.g., through peer-to-peer lodging, smaller, more efficiently designed residential units, and increased household size/cohabitation can achieve a reduction of building space required.



Enhanced end-of-life recovery and recycling of materials

This increases the amount or quality of secondary materials available, which can reduce the amount of primary materials used to produce the same or another product. More of the materials in homes and cars can be recycled but it may require more dismantling/deconstruction to avoid contamination of the different material flows.



Recovery, remanufacturing, and reuse of components

Replacing production of spare parts or even primary products. For example, I-beams of buildings can be reused.



Product lifetime extension

Through better design, increasing repair, and enhancing secondary markets. For example, the lifetime of buildings can be enhanced through flexible design which makes it easier to modify interior walls, thus accommodating changing use patterns.

Material Efficiency Strategies for a Low-Carbon Future

RECC 2020 Report

Figure 5. Life-cycle emissions from homes with and without Material Efficiency strategies in 2050 in G7 countries, China and India

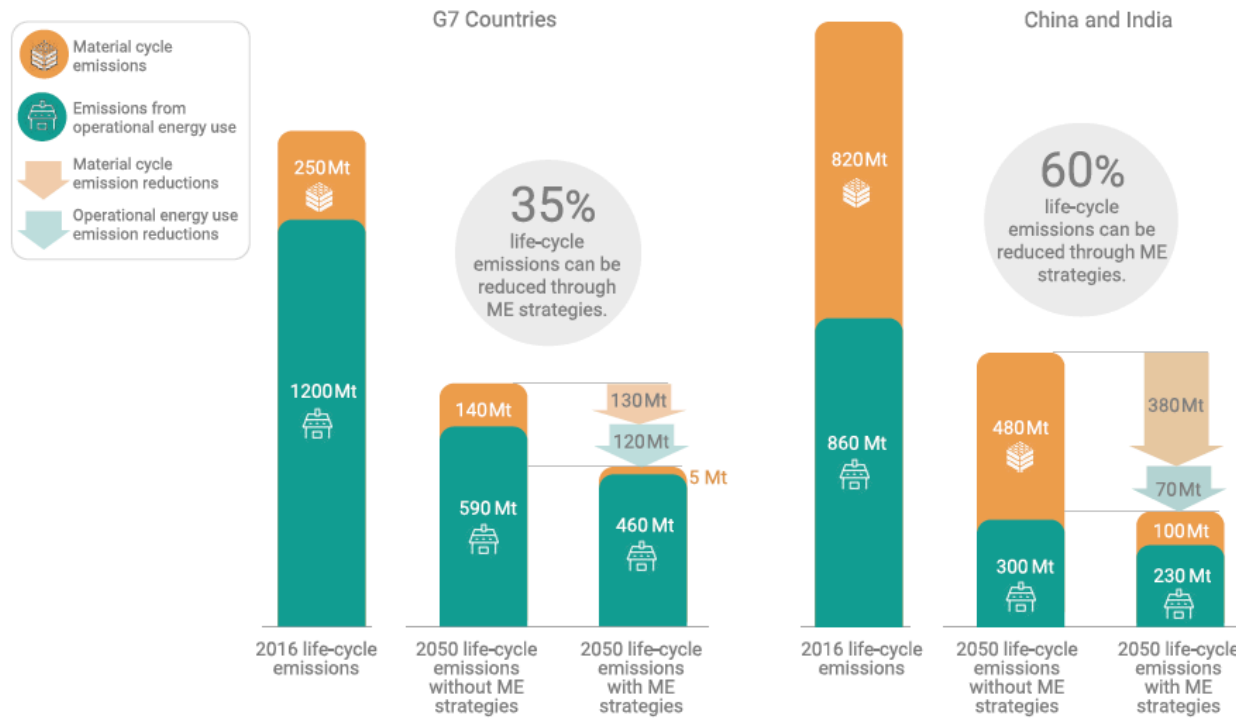
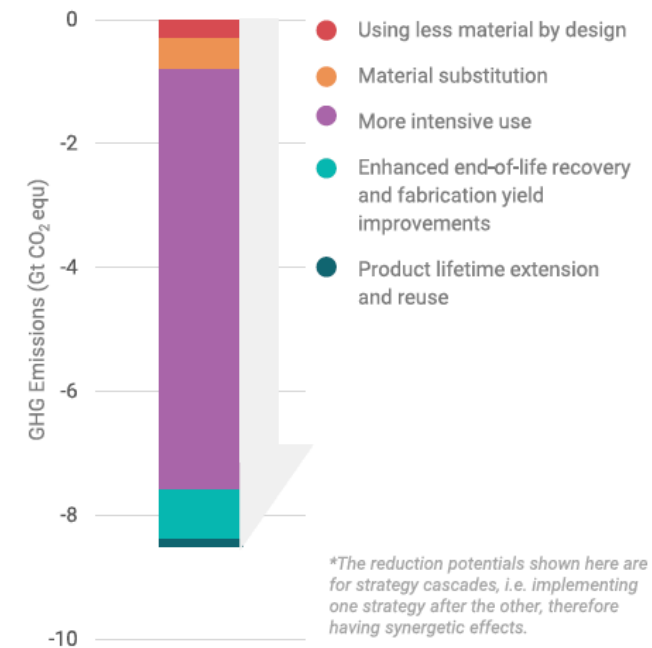


Figure 6. Potential GHG savings from material efficiency strategies for homes in G7 (2016-2060)



Material Efficiency Strategies for a Low-Carbon Future

RECC 2020 Report

Figure 7. Life-cycle emissions from cars with and without Material Efficiency strategies in 2050 in G7 countries, China and India

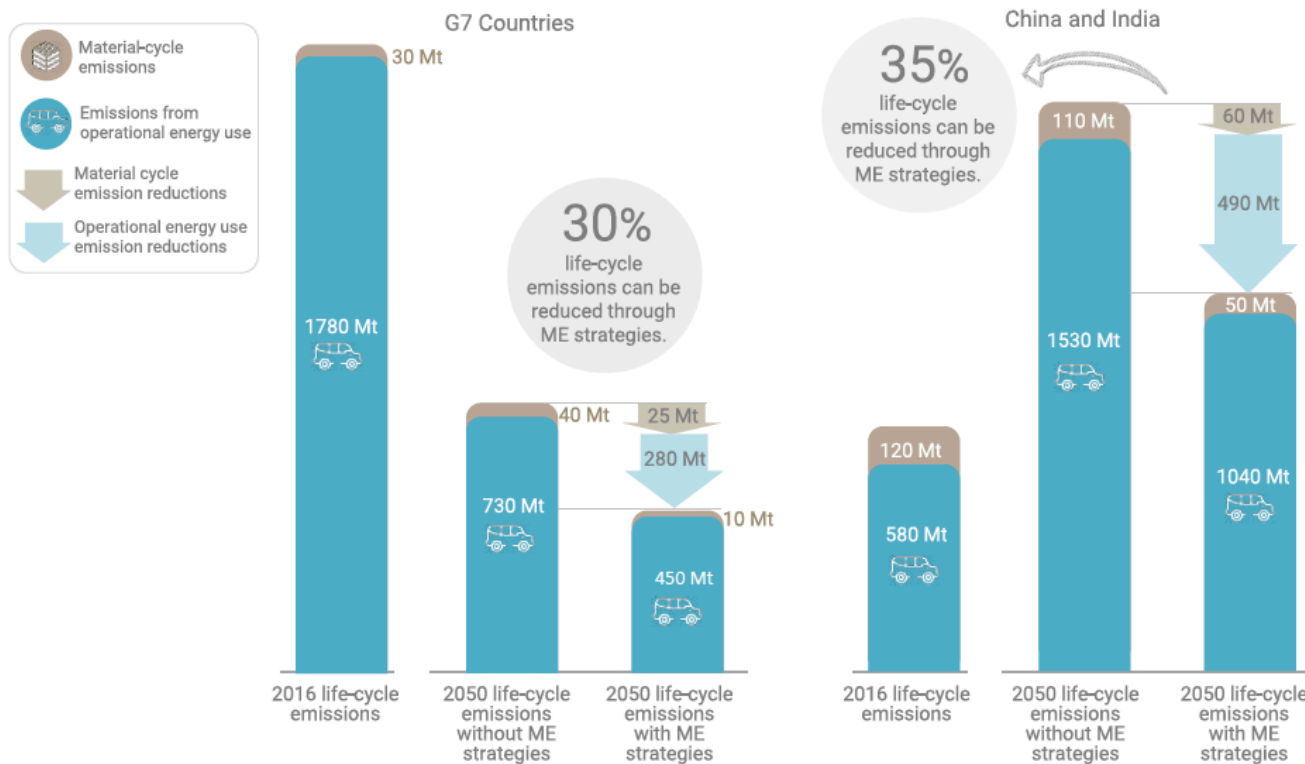
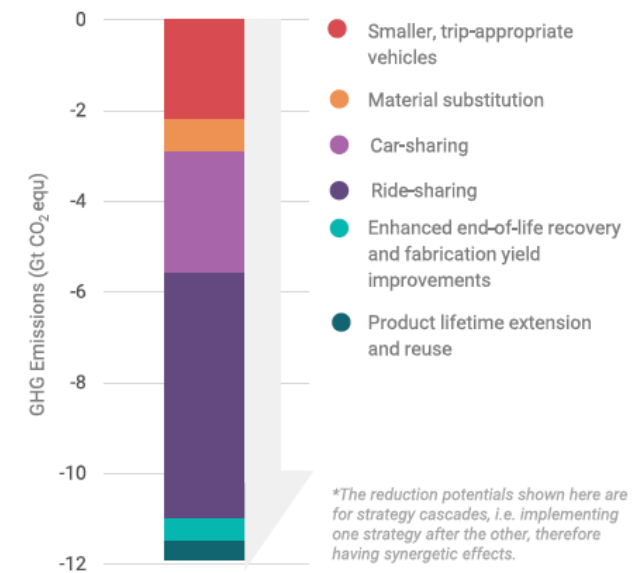

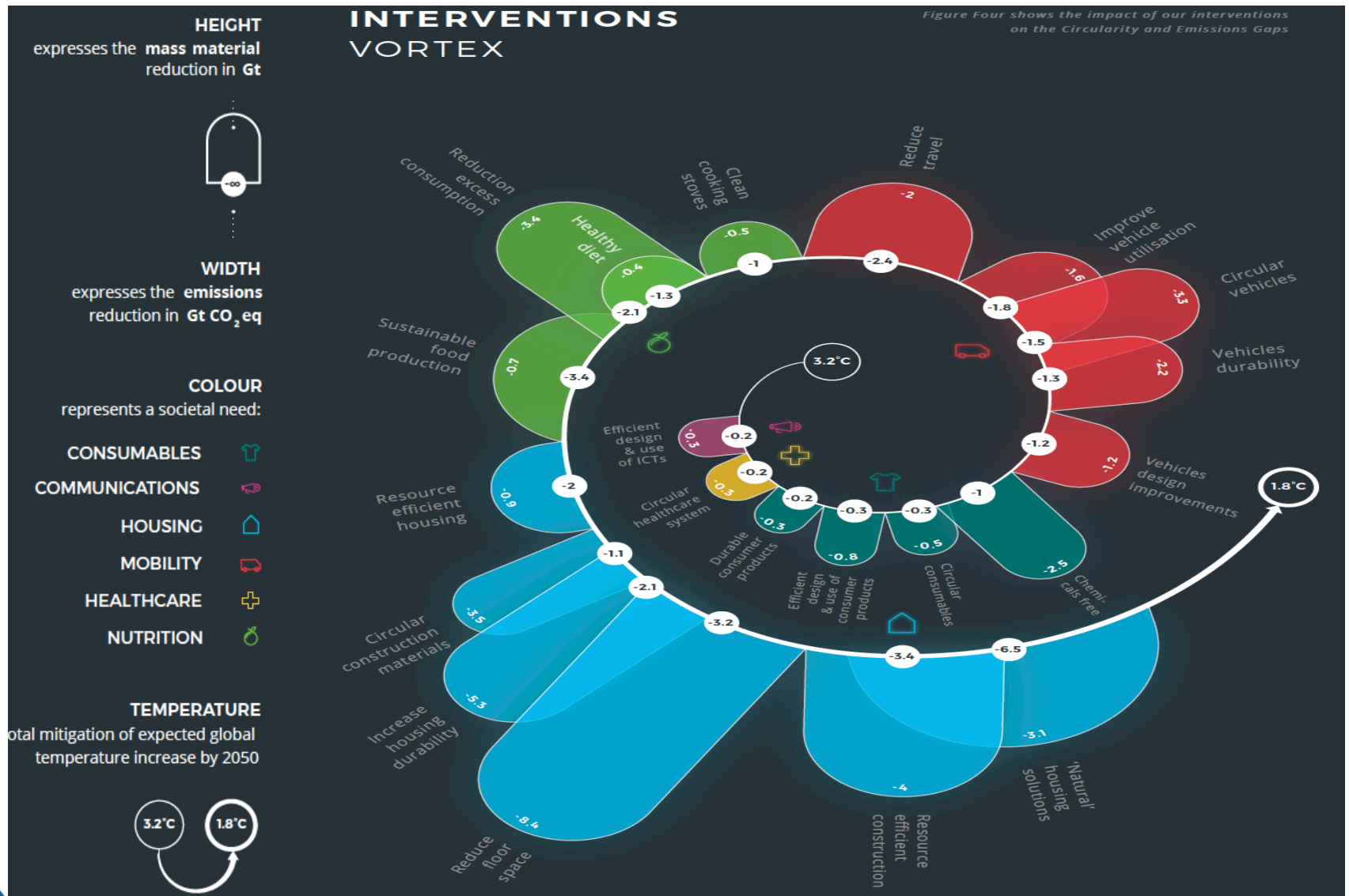


Figure 8. Potential GHG savings from material efficiency strategies for cars in G7 (2016-2060)



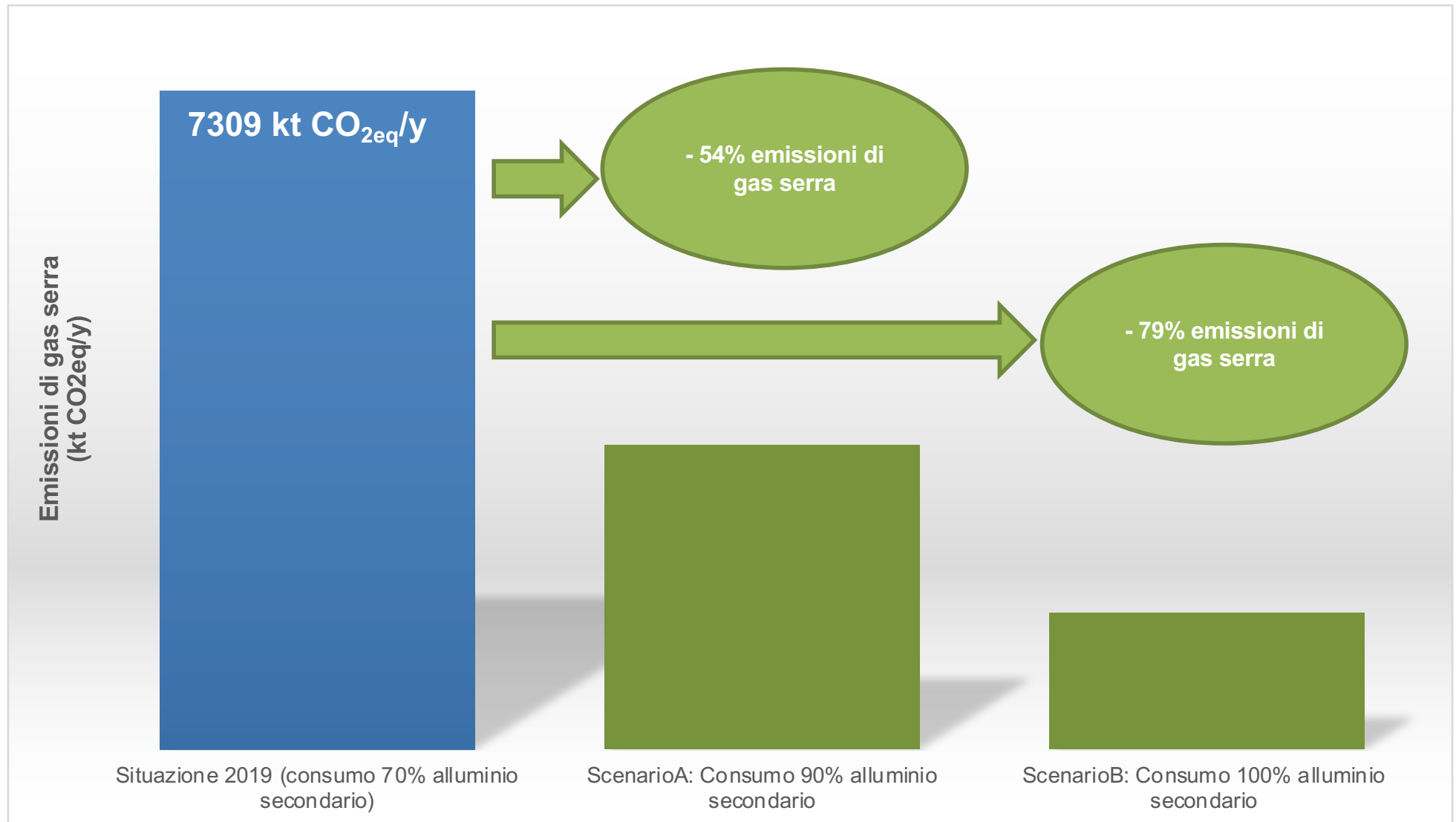


The Platform for Accelerating the Circular Economy (PACE): This report is published as part of the Platform for Accelerating the Circular Economy (PACE). PACE is a public-private collaboration mechanism and project accelerator dedicated to bringing about the circular economy at speed and scale. It brings together a coalition of more than 70 leaders and is co chaired by the heads of Royal Philips and the Global Environment Facility. It was initiated at the World Economic Forum and is currently hosted by the World Resources Institute.



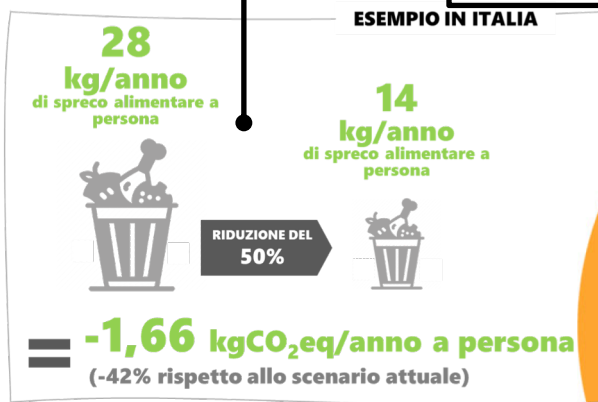
Economia circolare e emissioni di gas serra

Analisi di scenari relativi al consumo di alluminio in Italia



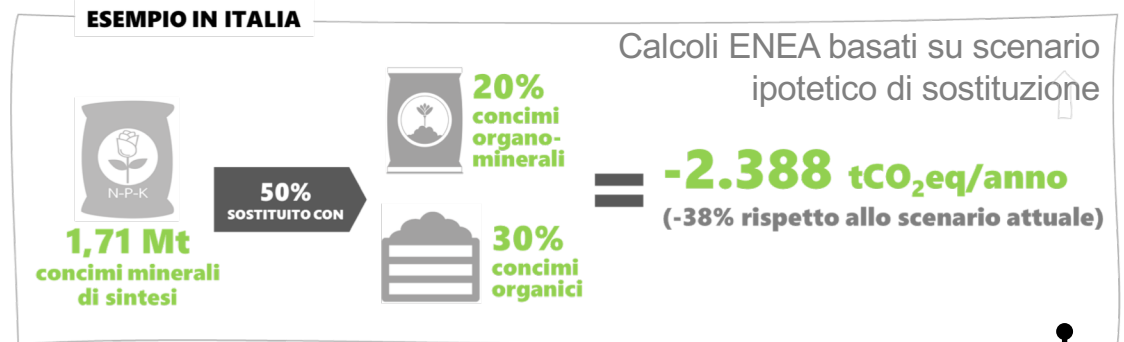
Bioeconomia Circolare - Azioni «dal campo alla tavola»

- Prevenzione spreco alimentare
- Gestione spreco alimentare
- Riciclo scarti e residui organici



Calcoli ENEA basati su:

- UN SDGs 2030 Goal 12, target 12.3
- Gestione futura rifiuti da spreco alimentare: Trattamento integrato anaerobico/aerobico (60%) Compostaggio (40%)

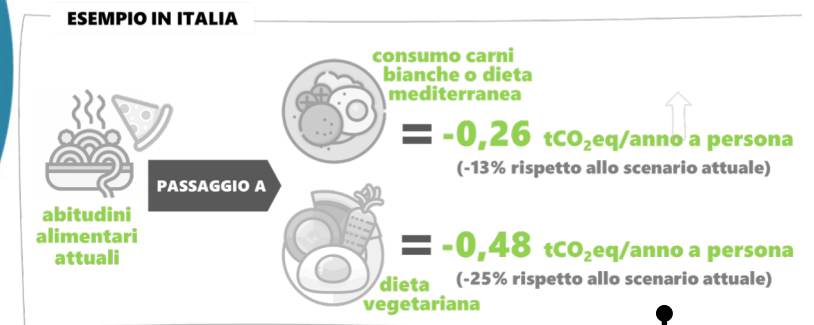
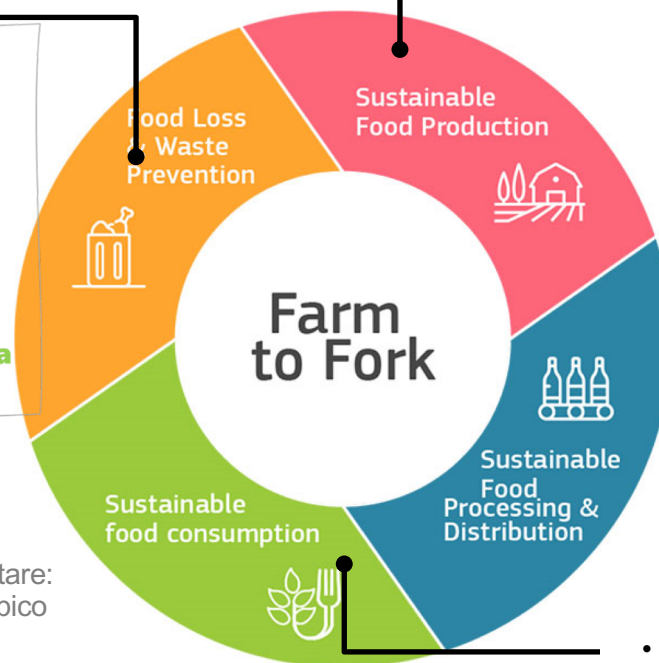


- Riduzione/sostituzione input esterni al sistema

- ✓ Riduzione fertilizzanti di sintesi
- ✓ Utilizzo effluenti zootecnici e digestati agroindustriali
- ✓ Utilizzo compost
- ✓ Valorizzazione fanghi di depurazione
- ✓ Riutilizzo irriguo acque reflue urbane depurate

- Uso efficiente delle risorse

- Riduzione scarti e rifiuti + loro riutilizzo e riciclo



- abitudini alimentari più sane e sostenibili

Stima basata su:

«Carbon footprint of Italian eating habits: how consumer food choices might lead to a reduction of greenhouse gas emissions»

The Circularity Gap Report 2021



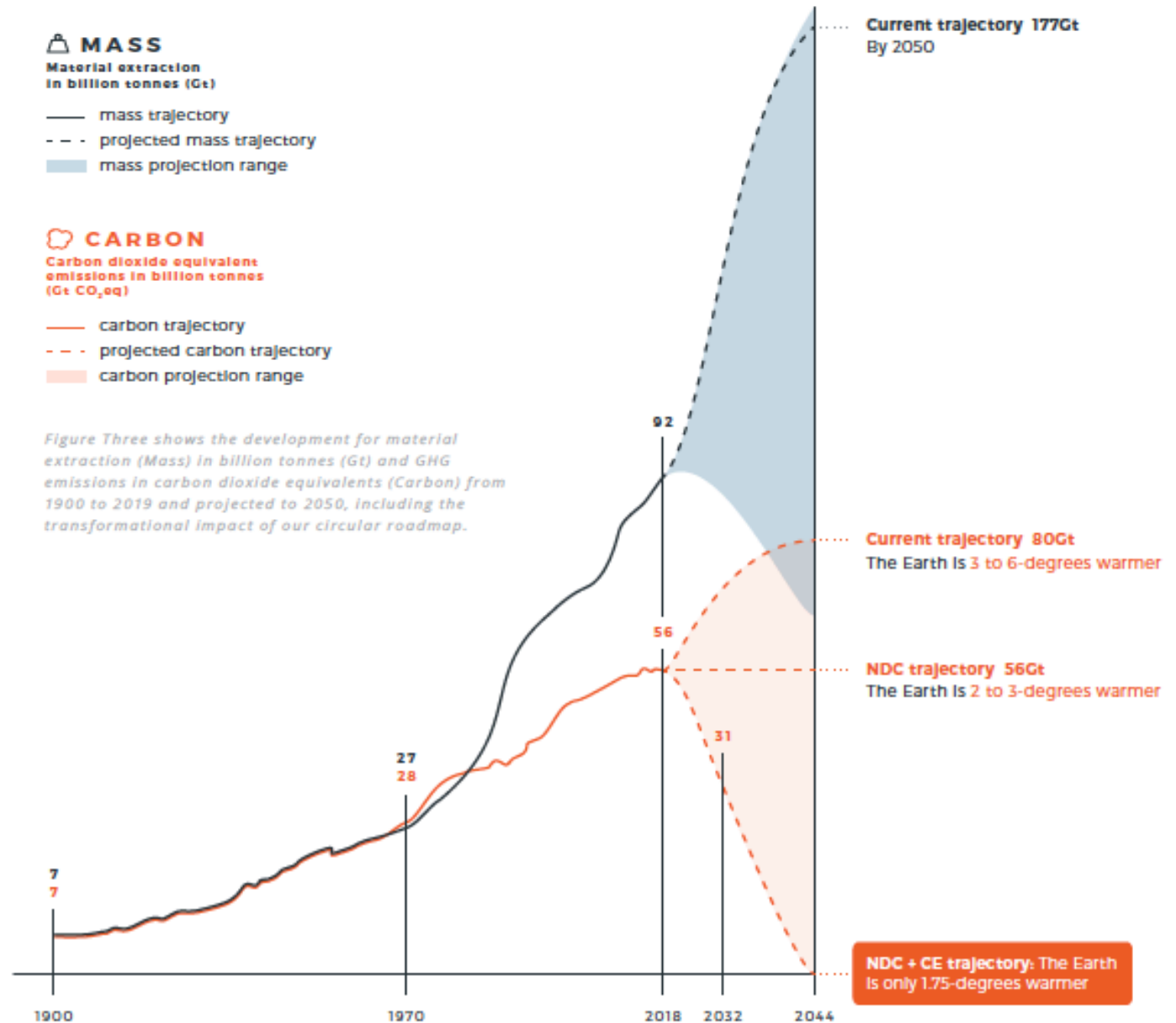
MASS
Material extraction
in billion tonnes (Gt)

- mass trajectory
- - - projected mass trajectory
- mass projection range

CARBON
Carbon dioxide equivalent
emissions in billion tonnes
(Gt CO₂eq)

- carbon trajectory
- - - projected carbon trajectory
- carbon projection range

Figure Three shows the development for material extraction (Mass) in billion tonnes (Gt) and GHG emissions in carbon dioxide equivalents (Carbon) from 1900 to 2019 and projected to 2050, including the transformational impact of our circular roadmap.

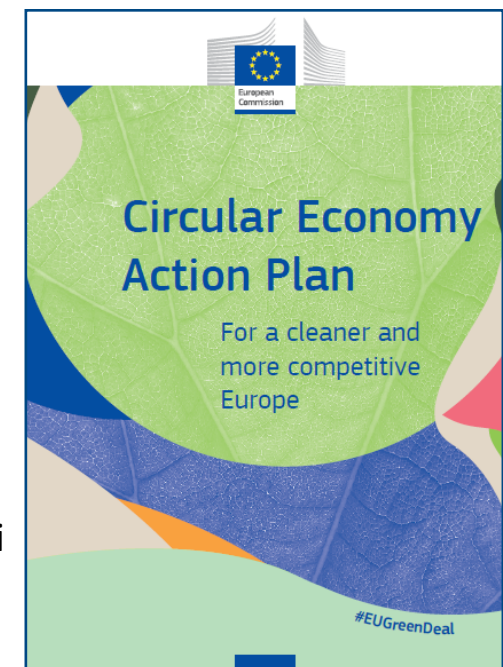


Il Green Deal e il Piano d'azione EU per l'Economia Circolare 2020



«Questa è la nostra tabella di marcia dell'Europa per **rendere sostenibile l'economia dell'UE** e diventare il primo continente a **neutralità climatica entro il 2050**. **Realizzeremo questo obiettivo** trasformando le problematiche climatiche e le sfide ambientali in opportunità in tutti i settori politici e rendendo la transizione equa e inclusiva per tutti».

- Promozione dei **prodotti sostenibili e circolari** - **misure di incentivazione dell'eco-design** finalizzato alla durabilità, riparabilità e riciclabilità dei prodotti.
- Azioni per **sensibilizzare e informare i consumatori**
- Criteri e obiettivi obbligatori per gli appalti pubblici verdi (GPP) nella legislazione settoriale e introduzione progressiva di relazioni obbligatorie sul GPP (**requisiti di circolarità** oltre che di efficienza energetica).
- Garantire meno sprechi - **prevenzione dei rifiuti** e loro valorizzazione per il riciclo, mercato incentivante per le **materie prime seconde**.
- Quadro di monitoraggio dell'economia circolare – **nuovi indicatori**
- **Focus su filiere di maggior rilievo**: ICT ed elettronica, veicoli e batterie, plastica e imballaggi, tessile, costruzione e demolizione, acqua, cibo e nutrienti

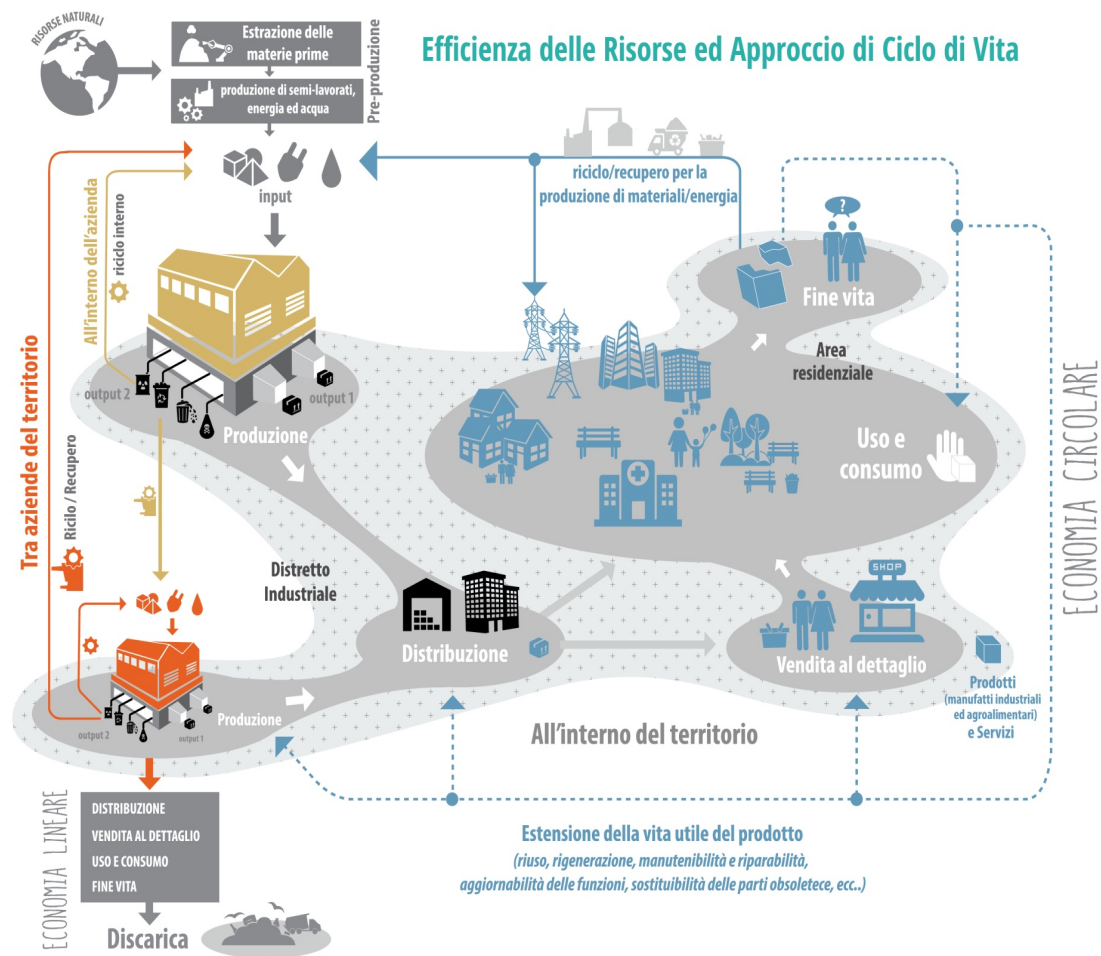


Le Priorità ICESP per la ripresa post COVID-19

Conferenza annuale ICESP 11/12/2020



La transizione circolare nel PNRR: Luci ed ombre



- Necessari obiettivi più ambiziosi sia dal punto di vista quantitativo, degli investimenti allocati, che dal punto di vista qualitativo, delle azioni da implementare.
- Strategia Nazionale per l'Economia Circolare